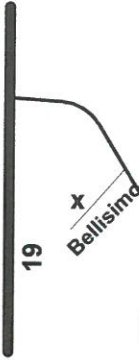


DIRECTIONS TO PROJECT:



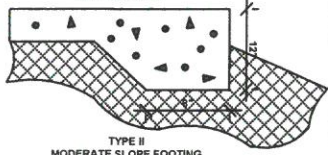
SPECIAL NOTES:

Pool 410 Sq Ft
Deck 796 Sq Ft
3 to 6 ft depth

FOOTER DETAIL


NTS

(1) #5 BAR CONT.



TYPE II
MODERATE SLOPE FOOTING
27/12" - 1' - 18"

POOL SHELL SLOPE



SIDE DETAIL



LIC. NO.
CPC 1457249



1410 Elk Court
Apopka, FL 32712
407-529-7981

This drawing is the exclusive property of Atlantis Custom Pools, Inc. and is protected under copyright law. Any unauthorized reproduction or construction of this design is punishable by civil action. This drawing may be purchased without obligation by contract for \$250.00. Owners Init.

Project Name: Cox, Michael and Penny	Project Address: 487 Bellissimo Pl. Howey in the Hills, FL	Project Contact Number: Home Cell	Subdivision: Venezia	Lot #: 92 Phase: NA	Construction Type: Existing Home	Municipality: Town of Howey in the Hills	DRAWING SCALE 1/8" = 1 ft. DESIGNERS' INITIALS
--	--	---	--------------------------------	--	--	--	---



CONSTRUCTION PLANS & SPECIFICATIONS

LAYOUT and DIG SPECS
Pool Area: 300 Sq. Ft. Pool Bond Beam: 6" Beam Elevation: -00"
Pool Dimensions: 00'00" X 00'00" Pool Perimeter: 80 Ln. Ft.
Raised Pool Beam: No +6": 00' +12": 00' +18": 00' +24": 00'
Spa: No Spa Beam: 00" Spa Damwall: 00" Spa Height: 00"
Curbed: No Spa Area: 000 Sq. Ft. Spa Perimeter: 000 Ln. Ft.
Spa Dimensions: 00'00" X 00'00" Spa Shape: Custom Attached: Yes
Dig Type: Drop Small Machine: No Double Dirt: No Rock/Yds: 0
Access From: Right Access Size: 15'+ Access Neighbor: No
Pool Depths: 3' To 5' To N/A Spa Depth: N/A

STEEL AND PRE-PLUMBING SPECS
Pool Main Drain Type: Hayward Dual Qty: 1 Stub Size: 2.5"
Spa Main Drain Type: Hayward Dual Qty: 0 Stub Size: 2.5"
Double Steel: No Ln. Ft. 0' Double Steel Floor: No Sq. Ft. 0'
PRE-PLUMB SPA: No Therapy Jet Type: WW 210-3400 Qty: 0
SIDE SUCTIONS: No S.S. Type: Hayward Dual Qty: 0 Loc: Pool
INFLOOR CLEANING SYSTEM: No Total Heads: 0 Pipe Dia: 2"

GUNITE SPECS
YARDS: 12 Return Holes: 5 Spa Jet Holes: 5
Side Suction Holes: 0 Depth: 0" Notched Beam: No Qty: 0
Pool Steps: 00'00" Ln. Ft. ↓ -8", 18", 28" Pool Benches: 00'00" Ln. Ft. ↓ 21"
Spa Steps: 00'00" Ln. Ft. ↓ -12" Spa Benches: 00'00" Ln. Ft. ↓ -22" & -24"

POOL & SPA PIPING AND EQUIPMENT

Pipe Description / Diameter	Pipe Description / Diameter
Pool Main Drain 2.5"	Sheer Decents N/A
Skimmer 2"	Fan Sprays N/A
Cleaner 2"	Deck Jets N/A
Returns 2"	Waterfall N/A
Spa Main Drain N/A	Fountains N/A
Spa Therapy Jets N/A	Side Suction (Pool) N/A
Spa Fountain N/A	Side Suction (Spa) N/A
Spa Return N/A	Overflow N/A
Blower / Air N/A	Fill Line N/A

Pump 1: Hayward Northstar HP: 3/4 Use: Pool Filtering
Pump 2: N/A HP: 0 Use: N/A
Pump 3: N/A HP: 0 Use: N/A
Pump 4: N/A HP: 0 Use: N/A

Filter 1: Hayward Star Clear Plus Size: 75 Sq. Ft. Use: Pool Filtering
Filter 2: N/A Size: 0 Sq. Ft. Use: N/A
Sanitizer: Hayward CL-220 Offline Automatic Chlorinator
Heater 1: N/A Size: 0 K BTU's Use: N/A
Heater 2: N/A Size: 0 K BTU's Use: N/A
Heater 3: N/A Size: 0 K BTU's Use: N/A

Cleaner: Plumb with Valve Flow Direction: Suction Side
Auto Fill: No Type: N/A Automatic Overflow: No
Deck Jets: No Fan Sprays: No Sconces: No
Sheer Decents: No Size and Qty: N/A
Rock Waterfall: No Size and Tons: N/A
Spa Jets: No Type: WW 210-3400 Pre-plumb: No
Pool Returns: 4 Fitting Type and Color: SP 1022 S / White
Pool Jets: No Type: WW 210-3400 Skimmer: SP 1072 FLA Qty: 1
Solar:

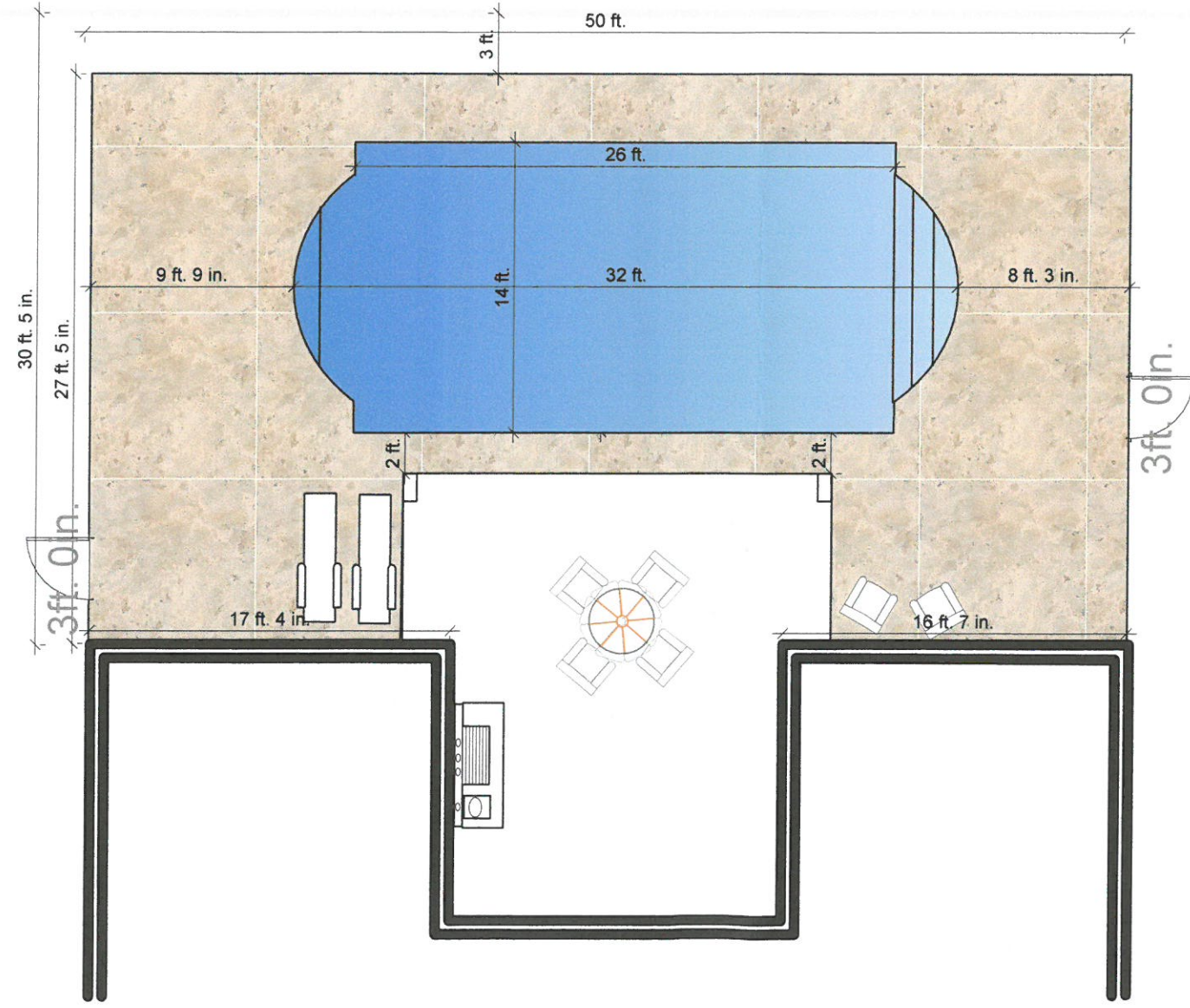
ELECTRICAL
Control System: Goldline Aqua-Rite Plus Extra Panels: No
Pre-wire: No Distance to Main: 40' To Main Via: Soffit
Reverse Leg Switch: No Pre-wired: No Cat 5: No Pre-wired: No
Inside Control Panel: No Spa Side Remote: No
10-20 Compliant: No Additional Outlets: No Light GFI: Breaker
Pool Light Type: 300 Watt SS Astrolite Voltage: 120 Qty: 1
Spa Light Type: N/A Voltage: N/A Qty: 0

TILE & COPING Includes 10% Waste \$5.00 per Sq. Ft. Budget
Pool Waterline Tile: Size: 5 7/8" Qty: 88 Ln. Ft.
Raised Beam/Riser Tile: N/A Size: N/A Qty: 0 Ln. Ft.
Step & Bench Tile: Same as waterline Size: 3" Qty: 18 Pcs.
Deck Step Risers: No +6": 0 Ln. Ft. +12": 0 Ln. Ft. +18": N/A
Pool Coping: Sandstone Concrete Cantilever Qty: 80 Ln. Ft.
Spa / Beam Spillways: N/A

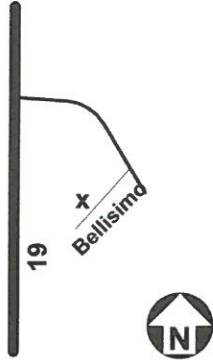
DECK
Pool Deck Type: Concrete / Acrylic / Paint 300 Sq. Ft.
Existing Patio Deck: N/A 0 Sq. Ft.
Deck Footer: 8" X 8" Ribbon Footer (1) # 5 rebar 0 Ln. Ft.
Deck Drainage: 1" Deck Drain 0 Ln. Ft.
Deck Turndowns: N/A
Retaining Wall: N/A 0 Ln. Ft.

SCREEN
Roof Type: Dome Aluminum Metal Color: Bronze Doors: 2
Wall Height: 10' Elite Roof: No Inserts: No

CHILD SAFETY FENCE
Length: 0 Ln. Ft. Height: N/A Alarms: No Qty: 0
Aluminum Metal Color: Black Net Color: Black
INTERIOR FINISH
Type Of Interior: Marquis Color: St. Augustine
FIRE UP Includes manual testing and cleaning equipment.
Gallons: 10,000 Salt: 0 Lbs. Cleaner: None



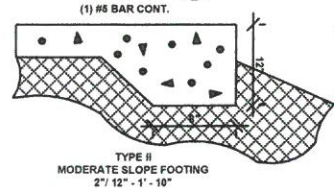
DIRECTIONS TO PROJECT:




SPECIAL NOTES:

Pool 410 Sq Ft
Deck 696 Sq Ft
3 to 6 ft depth

FOOTER DETAIL NTS



POOL SHELL SLOPE



SIDE DETAIL



Atlantis Custom Pools
Discover what's below swimming!

1410 Elk Court
Apopka, FL 32712
407-529-7981

This drawing is the exclusive property of Atlantis Custom Pools, Inc. and is protected under copyright law. Any unauthorized reproduction or construction of this design is punishable by civil action. This drawing may be purchased without obligation by contract for \$250.00. Owners Init.

Project Name: Cox, Michael and Penny	Project Address: 487 Bellissimo Pl. Howey in the Hills, FL	Project Contact Number: Home Cell	Subdivision: Venezia	Lot #: 92 Phase NA	Construction Type: Existing Home	Municipality: Town of Howey in the Hills	DRAWING SCALE 1/8" = 1 ft. DESIGNERS' INITIALS
--	---	---	--------------------------------	------------------------------------	--	--	--



CONSTRUCTION PLANS & SPECIFICATIONS

LAYOUT and DIG SPECS
Pool Area: 300 Sq. Ft. Pool Bond Beam: 6" Beam Elevation: -00"
Pool Dimensions: 00'00" X 00'00" Pool Perimeter: 80 Ln. Ft.
Raised Pool Beam: No +6": 00' +12": 00' +18": 00' +24": 00'
Spa: No Spa Beam: 00" Spa Damwall: 00" Spa Height: 00"
Curbed: No Spa Area: 000 Sq. Ft. Spa Perimeter: 000 Ln. Ft.
Spa Dimensions: 00'00" X 00'00" Spa Shape: Custom Attached: Yes
Dig Type: Drop Small Machine: No Double Dirt: No Rock/Yds: 0
Access From: Right Access Size: 15'+ Access Neighbor: No
Pool Depths: 3' To 5' To N/A Spa Depth: N/A

STEEL AND PRE-PLUMBING SPECS
Pool Main Drain Type: Hayward Dual Qty: 1 Stub Size: 2.5"
Spa Main Drain Type: Hayward Dual Qty: 0 Stub Size: 2.5"
Double Steel: No Ln. Ft. 0' Double Steel Floor: No Sq. Ft. 0'
PRE-PLUMB SPA: No Therapy Jet Type: WW 210-3400 Qty: 0
SIDE SUCTIONS: No S.S. Type: Hayward Dual Qty: 0 Loc: Pool
INFLOOR CLEANING SYSTEM: No Total Heads: 0 Pipe Dia: 2"

GUNITE SPECS
YARDS: 12 Return Holes: 5 Spa Jet Holes: 5
Side Suction Holes: 0 Depth: 0" Notched Beam: No Qty: 0
Pool Steps: 00'00" Ln. Ft. ↓ -8", 18", 28" Pool Benches: 00'00" Ln. Ft. ↓ 21"
Spa Steps: 00'00" Ln. Ft. ↓ -12" Spa Benches: 00'00" Ln. Ft. ↓ -22" & -24"

POOL & SPA PIPING AND EQUIPMENT

Pipe Description / Diameter	Pipe Description / Diameter
Pool Main Drain 2.5"	Sheer Decents N/A
Skimmer 2"	Fan Sprays N/A
Cleaner 2"	Deck Jets N/A
Returns 2"	Waterfall N/A
Spa Main Drain N/A	Fountains N/A
Spa Therapy Jets N/A	Side Suction (Pool) N/A
Spa Fountain N/A	Side Suction (Spa) N/A
Spa Return N/A	Overflow N/A
Blower / Air N/A	Fill Line N/A

Pump 1: Hayward Northstar HP: 3/4 Use: Pool Filtering
Pump 2: N/A HP: 0 Use: N/A
Pump 3: N/A HP: 0 Use: N/A
Pump 4: N/A HP: 0 Use: N/A

Filter 1: Hayward Star Clear Plus Size: 75 Sq. Ft. Use: Pool Filtering
Filter 2: N/A Size: 0 Sq. Ft. Use: N/A
Sanitizer: Hayward CL-220 Offline Automatic Chlorinator
Heater 1: N/A Size: 0 K BTU's Use: N/A
Heater 2: N/A Size: 0 K BTU's Use: N/A
Heater 3: N/A Size: 0 K BTU's Use: N/A

Cleaner: Plumb with Valve Flow Direction: Suction Side
Auto Fill: No Type: N/A Automatic Overflow: No
Deck Jets: No Fan Sprays: No Sconces: No
Sheer Decents: No Size and Qty: N/A
Rock Waterfall: No Size and Tons: N/A
Spa Jets: No Type: WW 210-3400 Pre-plumb: No
Pool Returns: 4 Fitting Type and Color: SP 1022 S / White
Pool Jets: No Type: WW 210-3400 Skimmer: SP 1072 FLA Qty: 1
Solar:

ELECTRICAL
Control System: Goldline Aqua-Rite Plus Extra Panels: No
Pre-wire: No Distance to Main: 40' To Main Via: Soffit
Reverse Leg Switch: No Pre-wired: No Cat 5: No Pre-wired: No
Inside Control Panel: No Spa Side Remote: No
10-20 Compliant: No Additional Outlets: No Light GF: Breaker
Pool Light Type: 300 Watt SS Astrolite Voltage: 120V Qty: 1
Spa Light Type: N/A Voltage: N/A Qty: 0

TILE & COPING Includes 10% Waste \$5.00 per Sq. Ft. Budget
Pool Waterline Tile: Size: 5 7/8" Qty: 88 Ln. Ft.
Raised Beam/Riser Tile: N/A Size: N/A Qty: 0 Ln. Ft.
Step & Bench Tile: Same as waterline Size: 3" Qty: 18 Pcs.
Deck Step Risers: No +6": 0 Ln. Ft. +12": 0 Ln. Ft. +18": N/A
Pool Coping: Sandstone Concrete Cantilever Qty: 80 Ln. Ft.
Spa / Beam Spillways: N/A

DECK
Pool Deck Type: Concrete / Acrylic / Paint 300 Sq. Ft.
Existing Patio Deck: N/A 0 Sq. Ft.
Deck Footer: 8" X 8" Ribbon Footer (1) # 5 rebar 0 Ln. Ft.
Deck Drainage: 1" Deck Drain 0 Ln. Ft.
Deck Turndowns: N/A N/A
Retaining Wall: N/A 0 Ln. Ft.

SCREEN
Roof Type: Dome Aluminum Metal Color: Bronze Doors: 2
Wall Height: 10' Elite Roof: No Inserts: No

CHILD SAFETY FENCE
Length: 0 Ln. Ft. Height: N/A Alarms: No Qty: 0
Aluminum Metal Color: Black Net Color: Black

INTERIOR FINISH
Type Of Interior: Marquis Color: St. Augustine
FIRE UP Includes manual testing and cleaning equipment.
Gallons: 10,000 Salt: 0 Lbs. Cleaner: None

